

PAC-TITE ANGULAR RADIUS FASCIA

BUILT-UP OR MODIFIED VERSION

IMPORTANT!!! MUST INDICATE PROPER RADIUS CONDITION BY CIRCLING APPROPRIATE OUTSIDE FACE

PROVIDING A RADIUS
THE RADIUS MAY BE PROVIDED
IN ONE OF TWO METHODS:

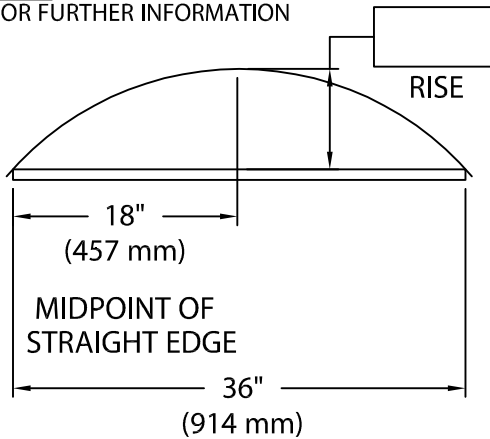
1.) THE ACTUAL KNOWN RADIUS IS



OR

2.) FIELD CONDITION MEASUREMENTS

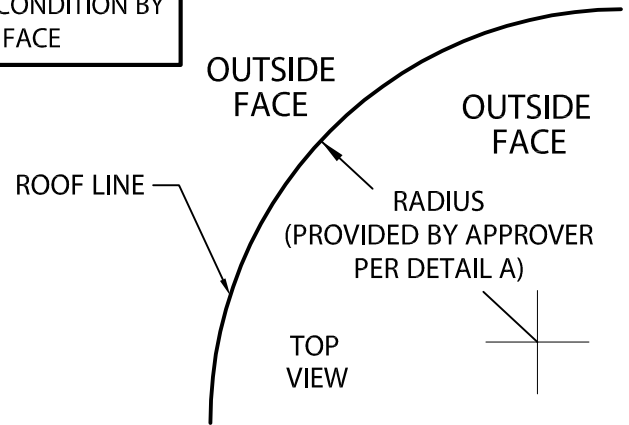
NOTE: REFER TO ATTACHED WORKSHEET
FOR FURTHER INFORMATION



LENGTH OF
STRAIGHT EDGE

NOTE: CHECK MEASUREMENTS ALONG ENTIRE RADIUS.

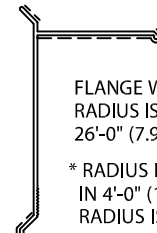
DETAIL A



--- INDICATES AREAS THAT WILL BE SLIT AS
NEEDED TO ACCOMODATE RADIUS



RADIUS FASCIA PROVIDED
IN 12'-0" (3.65 m) LENGTHS



FLANGE WELDED WHEN
RADIUS IS LESS THAN
26'-0" (7.92 m)

* RADIUS EXTRUDED BAR PROVIDED
IN 4'-0" (1.22 m) LENGTHS IF
RADIUS IS LESS THAN 26'-0" (7.92 m).
* RADIUS EXTRUDED BAR PROVIDED
IN 12'-0" (3.65 m) LENGTHS IF
RADIUS IS 26'-0" (7.92 m) OR GREATER.

PAC-TITE ANGULAR RADIUS FASCIA DIMENSIONS

PRODUCT ID. NO.	H DIM.	X DIM.	COVERAGE
<input type="checkbox"/> AFM-55	5 1/2" (140 mm)	4 1/4" (108 mm)	1 NAILER
<input type="checkbox"/> AFM-70	7" (178 mm)	5 3/4" (1464 mm)	2 NAILERS
<input type="checkbox"/> AFM-85	8 1/2" (216 mm)	7 1/4" (184 mm)	4 NAILERS

Fabrication will proceed only after receipt of
signed print approval.

Print Approval:

Architect and/or contractor shall verify all
dimensions, sizes and quantities. All
products to be installed in strict accordance
with Petersen Aluminum's printed instructions.

Approved by: _____

Date: _____

MATERIAL:

___ 24 Ga. (.65 mm) Galv. Steel

___ .040" (1.01 mm) Aluminum

___ OTHER _____

Color: _____

Finish: _____

QUANTITIES:

_____ Lineal Feet 12'-0" (3.65 m) Lengths

PROJECT:

ARCHITECT:

ROOFING CONTRACTOR:

REPRESENTATIVE/DISTRIBUTOR:



Phone: 800-323-1960 Fax: 800-722-7150
www.pac-clad.com
e-mail: info@pac-clad.com

DATE: 08/04/11

DRN BY: JJC

CKD BY: SAK

SHT.# ___ OF ___

DWG# 41010-12123

B