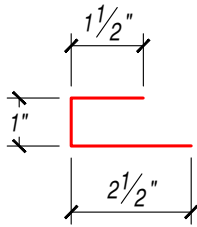
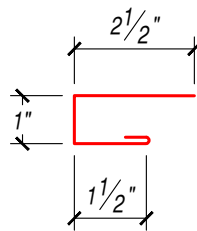


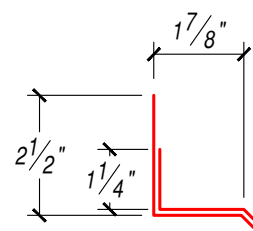
FLASHING DIMENSIONS



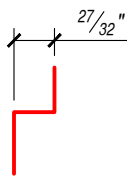
J-CHANNEL



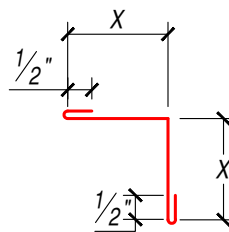
J-CHANNEL



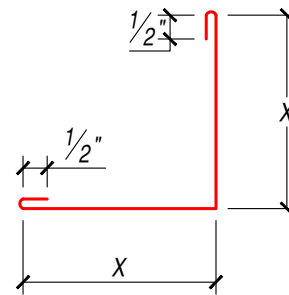
SILL



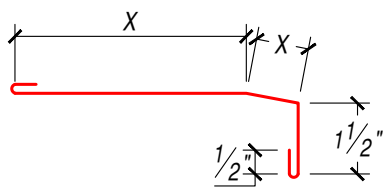
Z-CHANNEL



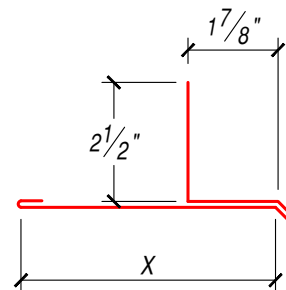
INSIDE CORNER



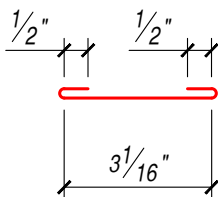
OUTSIDE CORNER



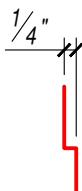
HEAD FLASHING @ WINDOW SILL



SILL FLASHING @ WINDOW HEAD



JOINT COVER



Z-SPACER

NOTES:

- This detail drawing also applies to PAC-CLAD Precision Series Highline and Box Rib panels.
- Panel dimensions that might appear on this document apply to HWP only.
- Consult PAC rep for assistance.

NOTE:
"X" - FIELD DETERMINED MEASUREMENT