


# PAC-TITE WT RADIUS FASCIA

FULLY ADHERED OR MECHANICALLY ATTACHED SINGLE-PLY VERSION

**IMPORTANT!!!** MUST INDICATE PROPER RADIUS CONDITION BY CIRCILING APPROPRIATE OUTSIDE FACE

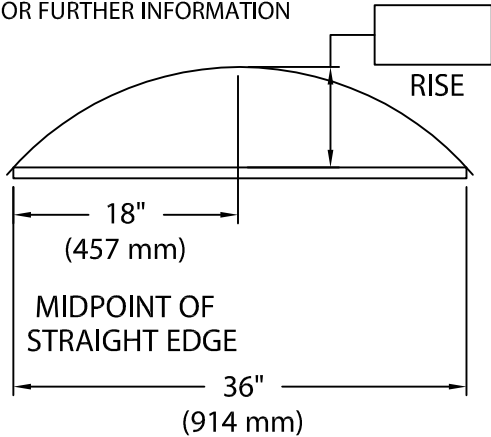
PROVIDING A RADIUS  
THE RADIUS MAY BE PROVIDED  
IN ONE OF TWO METHODS:

1. THE ACTUAL KNOWN RADIUS IS



2. FIELD CONDITION MEASUREMENTS

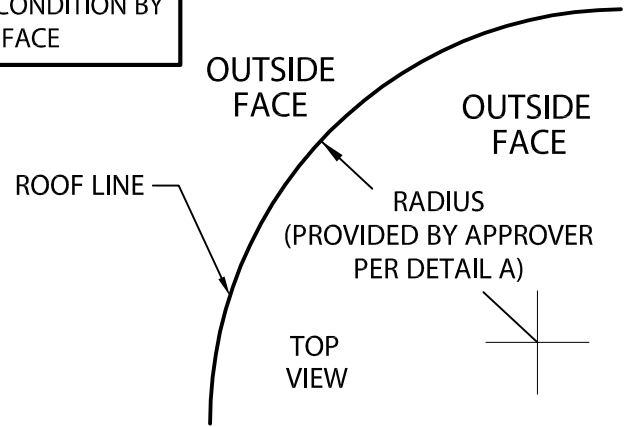
NOTE: REFER TO ATTACHED WORKSHEET  
FOR FURTHER INFORMATION



LENGTH OF  
STRAIGHT EDGE

NOTE: CHECK MEASUREMENTS ALONG ENTIRE RADIUS.

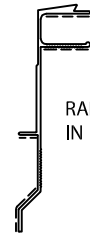
DETAIL A



----- INDICATES AREAS THAT WILL BE SLIT AS  
NEEDED TO ACCOMODATE RADIUS



RADIUS FASCIA PROVIDED  
IN 12'-0" (3.65 m) LENGTHS



RADIUS EXTRUDED BAR PROVIDED  
IN 12'-0" (3.65 m) LENGTHS

## PAC-TITE WT RADIUS FASCIA DIMENSIONS

PRODUCT ID. NO.	H DIM.	X DIM.	COVERAGE
<input type="checkbox"/> HG-AF-40	4" (102 mm)	2 3/4" (60 mm)	1 NAILER
<input type="checkbox"/> HG-AF-55	5 1/2" (140 mm)	4 1/4" (108 mm)	2 NAILERS
<input type="checkbox"/> HG-AF-70	7" (178 mm)	5 3/4" (146 mm)	3 NAILERS

Fabrication will proceed only after receipt of signed print approval.

## Print Approval:

Architect and/or contractor shall verify all dimensions, sizes and quantities. All products to be installed in strict accordance with Petersen Aluminum's printed instructions.

Approved by: \_\_\_\_\_

Date: \_\_\_\_\_

## MATERIAL:

\_\_\_ .050" (1.27 mm) Aluminum

\_\_\_ .063" (1.60 mm) Aluminum

\_\_\_ OTHER \_\_\_\_\_

Color: \_\_\_\_\_

Finish: \_\_\_\_\_

## QUANTITIES:

\_\_\_\_\_ Lineal Feet 12'-0" (3.65 m) Lengths

PROJECT:

ARCHITECT:

ROOFING CONTRACTOR:

REPRESENTATIVE/DISTRIBUTOR:



Phone: 800-323-1960 Fax: 800-722-7150  
www.pac-clad.com  
e-mail: info@pac-clad.com

DATE: 07/23/10

DRN BY: JJC

CKD BY: SAK

SHT.# \_\_\_ OF \_\_\_

DWG# 41010-12131

A