


# PAC-TITE WT EXTENDED FASCIA

BUILT-UP OR MODIFIED VERSION

**IMPORTANT!!!** MUST INDICATE PROPER RADIUS CONDITION BY CIRCILING APPROPRIATE OUTSIDE FACE

PROVIDING A RADIUS  
THE RADIUS MAY BE PROVIDED  
IN ONE OF TWO METHODS:

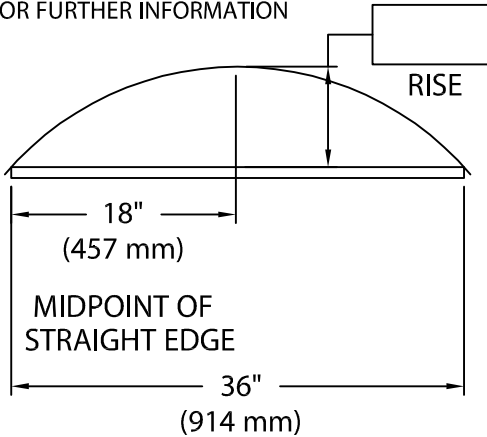
1.) THE ACTUAL KNOWN RADIUS IS



OR

2.) FIELD CONDITION MEASUREMENTS

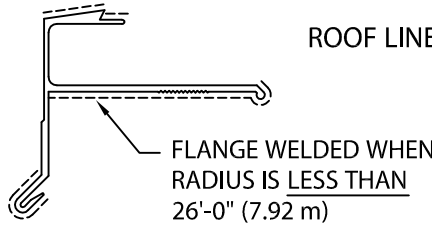
NOTE: REFER TO ATTACHED WORKSHEET  
FOR FURTHER INFORMATION



LENGTH OF  
STRAIGHT EDGE

NOTE: CHECK MEASUREMENTS ALONG ENTIRE RADIUS.

DETAIL A



\* RADIUS EXTRUDED BAR PROVIDED  
IN 4'-0" (1.22 m) LENGTHS IF  
RADIUS IS LESS THAN 26'-0" (7.92 m).  
\* RADIUS EXTRUDED BAR PROVIDED  
IN 12'-0" (3.65 m) LENGTHS IF  
RADIUS IS 26'-0" (7.92 m) OR GREATER.

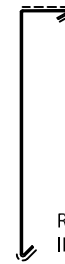
OUTSIDE  
FACE

OUTSIDE  
FACE

RADIUS  
(PROVIDED BY APPROVER  
PER DETAIL A)

TOP  
VIEW

--- INDICATES AREAS THAT WILL BE SLIT AS  
NEEDED TO ACCOMODATE RADIUS



RADIUS FASCIA PROVIDED  
IN 12'-0" (3.65 m) LENGTHS



CLEAT PROVIDED IN  
12'-0" (3.65 m) LENGTHS

## PAC-TITE WT EXTENDED RADIUS FASCIA DIMENSIONS

PRODUCT ID. NO.	H DIM.	X DIM.
<input type="checkbox"/> AEFM-85	8 1/2" (216 mm)	7 1/4" (184 mm)
<input type="checkbox"/> AEFM-100	10" (251 mm)	8 3/4" (222 mm)
<input type="checkbox"/> AEFM-115	11 1/2" (292 mm)	10 1/4" (260 mm)
<input type="checkbox"/> AEFM-130	13" (330 mm)	11 3/4" (298 mm)

Fabrication will proceed only after receipt of  
signed print approval.

## Print Approval:

Architect and/or contractor shall verify all  
dimensions, sizes and quantities. All  
products to be installed in strict accordance  
with Petersen Aluminum's printed instructions.

Approved by: \_\_\_\_\_

Date: \_\_\_\_\_

## MATERIAL:

\_\_\_ .050" (1.27 mm) Aluminum  
\_\_\_ .063" (1.60 mm) Aluminum  
\_\_\_ OTHER \_\_\_\_\_

Color: \_\_\_\_\_

Finish: \_\_\_\_\_

## QUANTITIES:

\_\_\_\_\_ Lineal Feet 12'-0" (3.65 m) Lengths

PROJECT:

ARCHITECT:

ROOFING CONTRACTOR:

REPRESENTATIVE/DISTRIBUTOR:



Phone: 800-323-1960 Fax: 800-722-7150  
www.pac-clad.com  
e-mail: info@pac-clad.com

DATE: 07/26/10

DRN BY: JJC

CKD BY: SAK

SHT.# \_\_\_ OF \_\_\_

DWG# 41010-12156

A