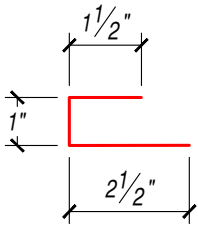
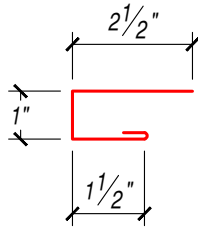


**NOTES:**

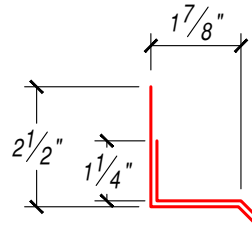
- This detail drawing applies to PAC-CLAD Precision Series HWP and Highline.
- Panel dimensions that might appear on this document apply to HWP only.
- Consult PAC rep for assistance.



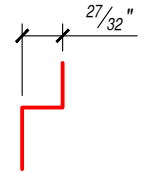
J-CHANNEL



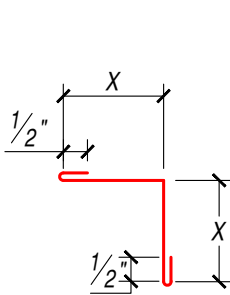
J-CHANNEL



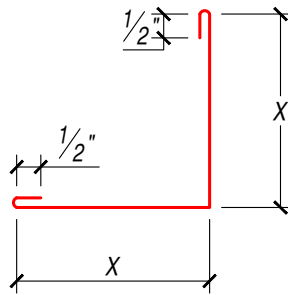
SILL



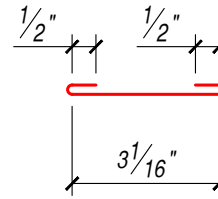
Z-CHANNEL



INSIDE CORNER



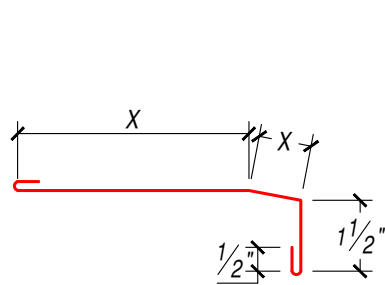
OUTSIDE CORNER



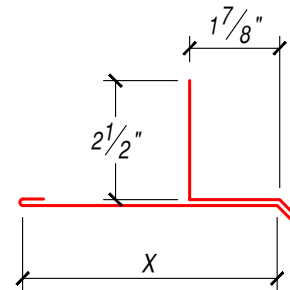
JOINT COVER



Z-SPACER



HEAD FLASHING @ WINDOW SILL



SILL FLASHING @ WINDOW HEAD

JOB NAME	NOTES
DATE	
CONTRACTOR	