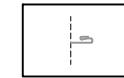


PERCISION SERIES - HWP - Z-GIRT
OUTSIDE CORNER MITERED DETAIL
HORIZONTAL APPLICATION



PRECISION SERIES - HWP

THIS DETAIL DRAWING IS APPLICABLE TO ALL HWP SERIES WALL PANEL PROFILES



CONCEALED CLIP END

KEYNOTES:

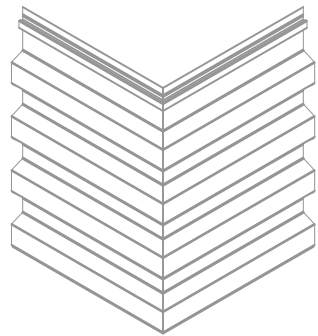
- TRIM FASTENERS ARE SELF-DRILL PANCAKE HEAD AND MUST BE INSTALLED IN A STAGGERED PATTERN
- FASTENERS MUST PENETRATE STEEL SUBSTRATE BY 5/8" MINIMUM THREAD LENGTH
- FASTENER SPACING VARIES BASED ON PROJECT SPECIFIC LOADS AND/OR LOCAL BUILDING CODES

*** MAY OMIT SUPPORT PLATE IF ATTACHING TO STRUCTURAL MEMBER**

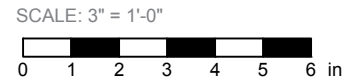
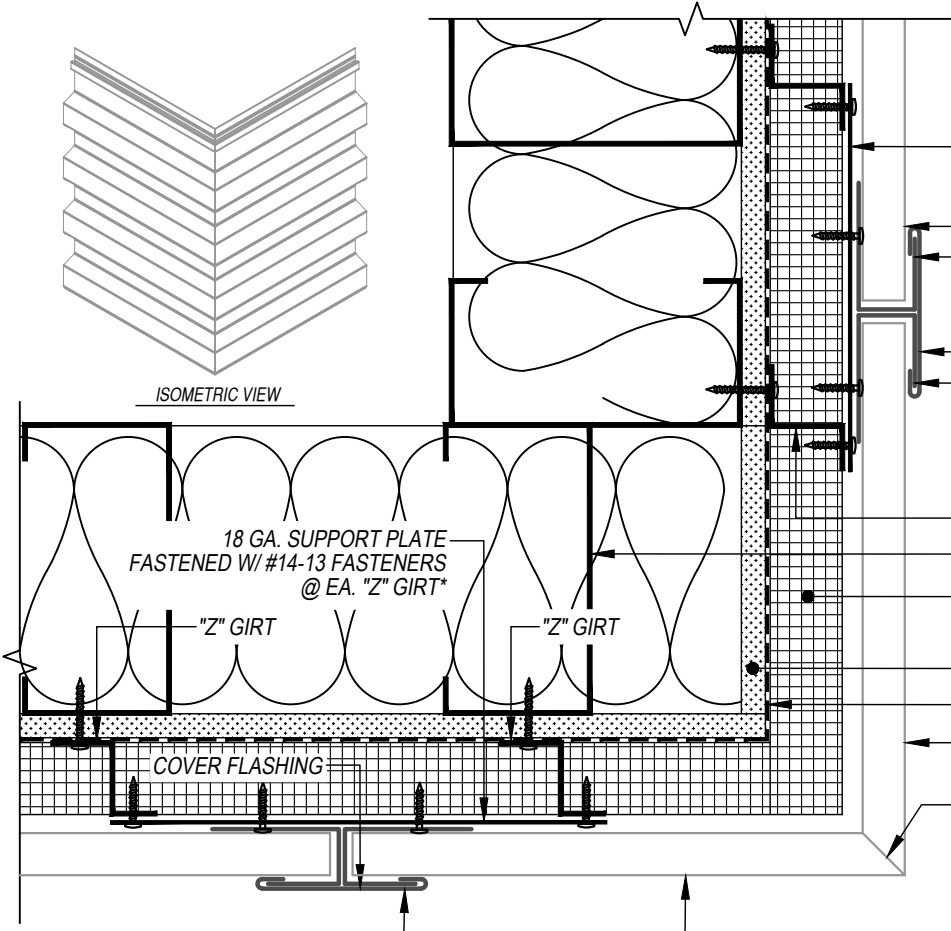
- 18 GA. SUPPORT PLATE FASTENED W/ #14-13 FASTENERS @ EA. "Z" GIRT*
- HWP PANEL
- "J" CHANNEL FASTENED W/ #10-16 FASTENERS
- COVER FLASHING
- "J" CHANNEL FASTENED W/ #10-16 FASTENERS

- "Z" GIRT
- METAL STUD
- ISO
- GYP. SHEATHING
- WEATHER BARRIER
- HWP MITERED PANEL
- MITERED CORNER

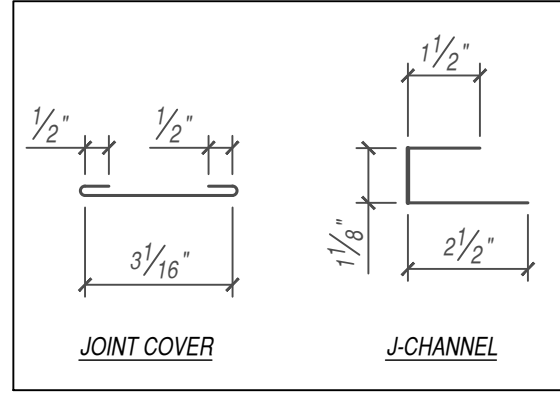
- "J" CHANNEL FASTENED W/ #10-16 FASTENERS
- HWP MITERED PANEL



ISOMETRIC VIEW



EFFECTIVE DATE: 01-03-2023
SUBJECT TO CHANGE WITHOUT NOTICE



FLASHINGS

DISCLAIMER: DETAIL SHOWN FOR ILLUSTRATION PURPOSES ONLY. ACTUAL PROJECT DETAIL MAY VARY