

FLUSH/REVEAL SOFFIT

MATERIALS

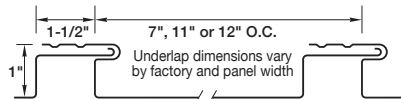
.032 aluminum 24 gauge steel
.040 aluminum* 22 gauge steel*

* Limited color availability

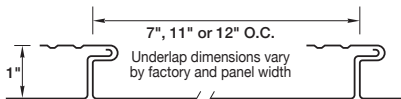
SPECS

7", 11" or 12" O.C. 1" High

REVEAL SOFFIT



FLUSH SOFFIT



PRODUCT FEATURES

- ▶ Four profiles available
- ▶ Perforation available for ventilation on .032 aluminum only
- ▶ Roll-formed to exact lengths
- ▶ Matching "J" trim available
- ▶ 35-year non-prorated finish warranty

MATERIAL

- ▶ 48 stocked colors (24 gauge steel)
- ▶ 17 Stocked colors (22 gauge steel)
- ▶ 34 stocked colors (.032 aluminum)
- ▶ 26 stocked colors (.040 aluminum)
- ▶ Galvalume Plus available

ASTM TESTS

- ▶ ASTM E330 Tested: Flush panel (12" only)


FLORIDA BUILDING PRODUCT APPROVALS

Please refer to pac-clad.com or your local factory for specific product approval numbers for soffit panels.


OPEN AIR PERCENTAGES FOR VENTED FLUSH PANELS (these percentages are nominal and may vary per profile)

- ▶ Wide vent - 12%
- ▶ Narrow vent - 6%


REVEAL SOLID



FLUSH SOLID



FLUSH WIDE VENT
11" and 12" width,
.032 aluminum only



FLUSH NARROW VENT
7", 11" and 12" width,
.032 aluminum only

