




Modular AL


METAL WALL PANEL SYSTEM



Running Bond



Stacked



Mosaic

Depth Range

1 3/8-in.
to 3-in.



Scan to view
AR model. Place
it in your space,
walk around it.



PRODUCT FEATURES

- ▶ Flat or tapered
- ▶ No sealants
- ▶ Concealed fasteners
- ▶ Easy installation
- ▶ Can be perforated
- ▶ Custom Sizes
- ▶ 35-year finish warranty
- ▶ Made of 100% recycled aluminum
- ▶ Full fabrication package on all projects
- ▶ Weep holes for pressure and moisture venting
- ▶ Mix and match panel depths and sizes
- ▶ Stacked and running bond designs available

TESTING

- ▶ E283
- ▶ E331
- ▶ E330
- ▶ AAMA 508

MATERIALS	MAXIMUM DIMENSIONS
.050 Aluminum	16-in. by 120-in.
.063 Aluminum	16-in. by 120-in.
.080 Aluminum	16-in. by 120-in.

Standard Sizes	16" x 72", 16" x 120"
Depth range	1 3/8-in. to 3-in.
Joint range	1/2-in. to 1-in
Custom sizes	Consult factory rep

